


# Blade Fuses

## ATOF® Blade Fuses Rated 32V



ATOF® Blade Fuses



ATO® Ag (Silver plated) Blade Fuses

Developed by Littelfuse for the automotive industry, the ATOF® fuse has become the original equipment circuit protection standard for foreign and domestic automobiles and trucks. Readily identifiable and easily replaced, this fuse can be specified for a variety of low voltage electronic applications.

### Specification

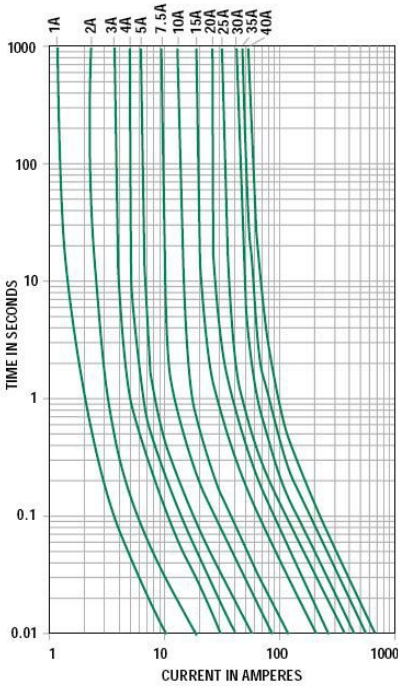
	ATOF® (Tin Plated)	ATO Ag (Silver Plated)
Voltage Rating:	32 VDC	32 VDC
Interrupting Rating:	1000A @ 32 VDC	1000A @ 32 VDC
*Component Level Temperature Range:	-40°C to +105°C	-40°C to +125°C
**System Level Temperature Range:	-40°C to +85°C	-40°C to +105°C
<i>105°C and 85°C are typical system level temperature requirements.</i>		
Terminals:	Sn plated zinc alloy	Ag plated zinc alloy
Housing Material:	PA66	PA66
Complies with:	SAE J1284, ISO 8820-3	SAE J1284, ISO 8820-3
UL Listed:	File AU1410	File AU1410
CSA Certified:	File No. 29862	File No. 29862



### Time-Current Characteristics

% of Rating	Current Rating	Opening Time Min / Max (s)
100	35A & 40A	360,000 s / -
110	1A-30A	360,000 s / -
135	1A & 2A 3A-40A	350 ms / 600 s 0.750 s / 600 s
160	1A-40A	250 ms / 50 s
200	1A & 2A 3A-40A	100 ms / 5.0 s 0.150 s / 5.0 s
350	1A & 2A 3A-40A	20 ms / 500 ms 80 ms / 500 ms
600	1A-30A 35A & 40A	- / 100 ms - / 150 ms

### Time-Current Characteristic Curves



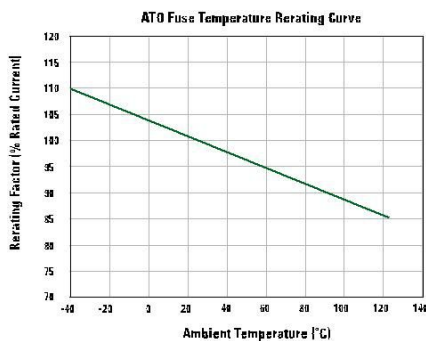
### Ordering Information

Part Number	Package Size
0287xxx.PXCN	2000
0287xxx.U	500
0287xxx.H	100
0287xxx.L	50
<b>ATO® Ag Fuse</b>	
0287xxx.PXS	2000

### Ratings

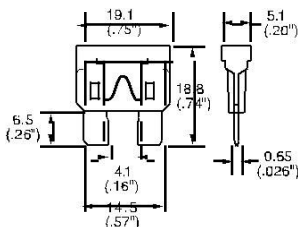
Part Number	Current Rating (A)	Housing Material Color	Typ. Voltage Drop (mV)	Cold Resistance (mΩ)	I <sup>2</sup> t (A·s)
0287001_	1	Black	176	123	0.4
0287002_	2	Grey	141	53.5	1.4
0287003_	3	Purple	137	31.1	7.4
0287004_	4	Pink	136	22.8	14
0287005_	5	Brown	128	17.85	26
028707.5_	7.5	Dark Brown	116	10.91	60
0287010_	10	Red	109	7.70	115
0287015_	15	Blue	102	4.80	340
0287020_	20	Yellow	98	3.38	520
0287025_	25	Light Yellow	92	2.52	1080
0287030_	30	Green	84	1.97	1510
0287035_	35	Dark Green	87	1.61	2280
0287040_	40	Orange	96	1.44	3310

### Temperature Derating Curve



### Dimensions

Dimensions in mm



**\*Component Level Temperature** = the maximum ambient temperature that a single fuse will survive. This does not factor-in the heat from a populated fuse box, but does include the heat from the current load with the proper re-rating. **\*\*System Level Temperature** represents the ambient temperature of the fuse box at a location within the vehicle. The temperature within a populated fuse box (in a given location) will be higher. The limiting factor is to 150°C at the terminal interface.